

How to make a name correction in just a few clicks

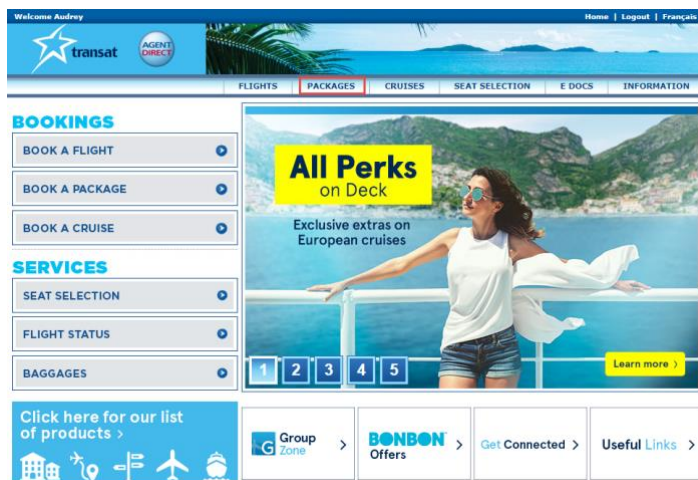


It is possible to make a name correction in just a few clicks if the reservation has been made directly in Agent Direct or Revnet.

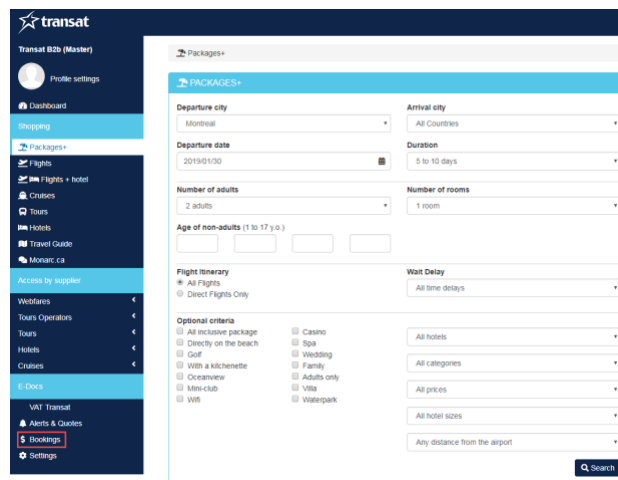
You may correct the title as well as some letters of the first name, middle name or last name.

Here's how to proceed on transatagentdirect.com:

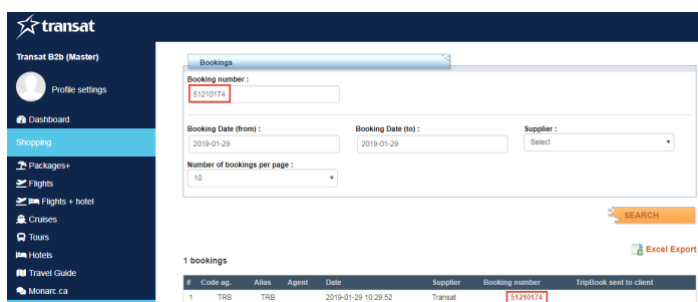
Step 1 Click on "Packages"



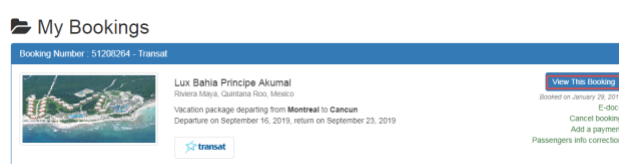
Step 2 Select "Bookings"



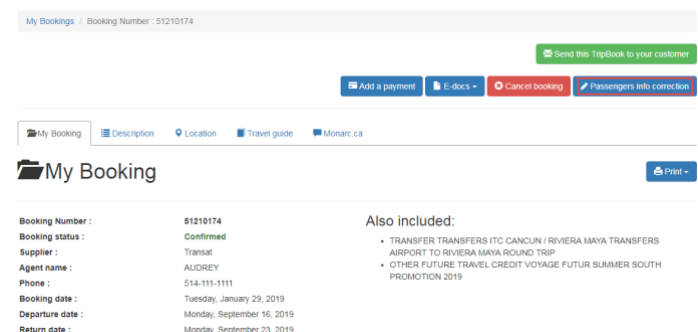
Step 3 Enter the booking number (need to have 8 numbers, booking must end in a 4 or 5), then click on "search"
- Select your booking number



Step 4 Click on "View This Booking"



Step 5 Choose "Passengers info correction"



Step 6 Correct the information needed and click on "Submit"

